

What Did 2013/2014 Faculty/Staff Contributions Impact?

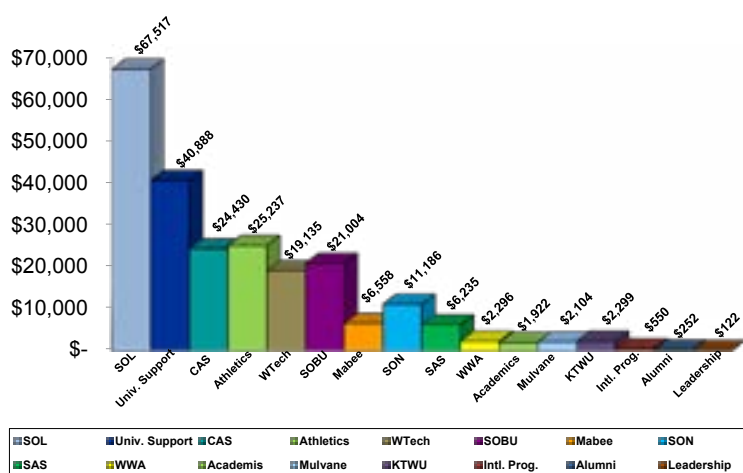
Many faculty and staff members are curious where contributions are allocated from the Faculty/Staff Campaign. Washburn employees may designate their contribution to any area or fund where they want their gift to make a difference. Fund descriptions fall into 4 major categories -- capital needs, program support, faculty support and scholarship funds.

Below are contributions from the 2013/2014 Faculty/Staff Campaign indicating areas of designation by the faculty and staff members who participated in the campaign.

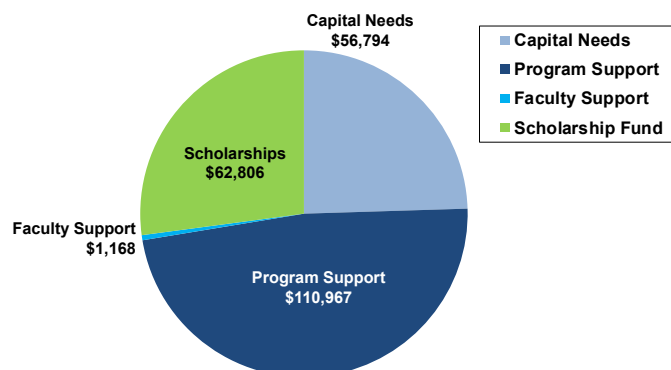
Breakdown of \$231,735 raised during the 2013/2014 Faculty/Staff Campaign by unit and purpose:

From the \$231,735 raised during the 2013/2014 campaign, the bar graph illustrates which units were designated to receive funds. The pie chart breaks down total designations and shows how contributions fell into the 4 major categories of capital needs, program support, faculty support and scholarship funds.

2013/2014 Faculty/Staff Designations Summary by Unit



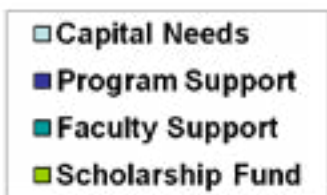
2013/2014 Faculty/Staff Designations Summary by Purpose



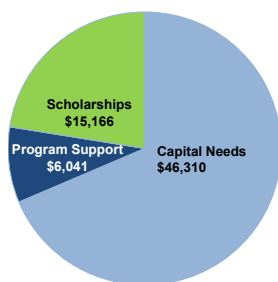
The following charts show breakdowns by individual units:

The following pie charts show each individual unit listed above in the bar graph and breaks down the unit total into the 4 major categories of capital needs, program support, faculty support and scholarship funds.

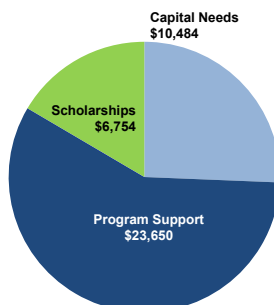
Pie Chart Legend



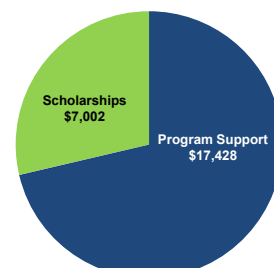
School of Law



University Support



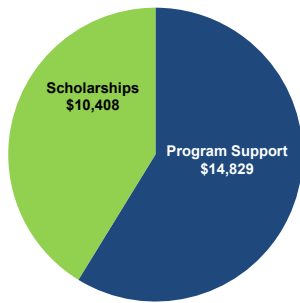
CAS



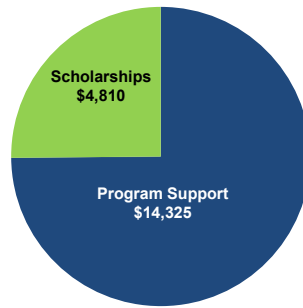
WASHBURN FACULTY/STAFF
Annual Giving Campaign

www.givetowashburn.org/facultystaffcampaign

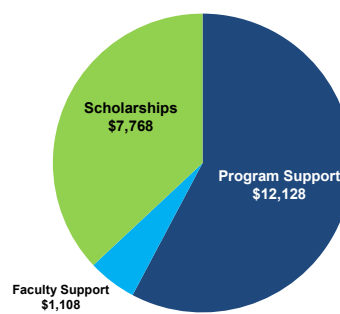
Athletics



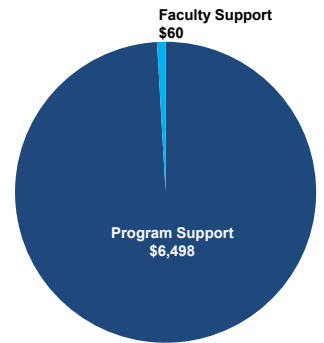
Washburn Tech



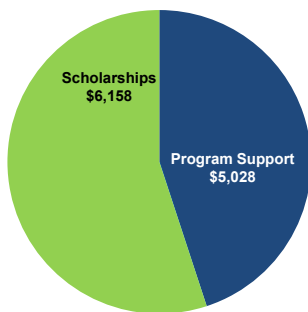
School of Business



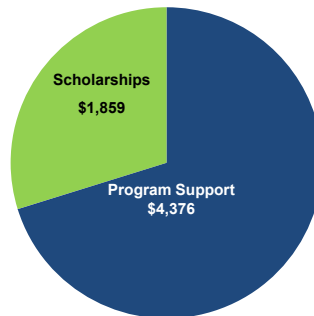
Mabee Library



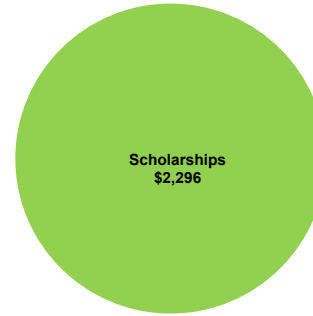
School of Nursing



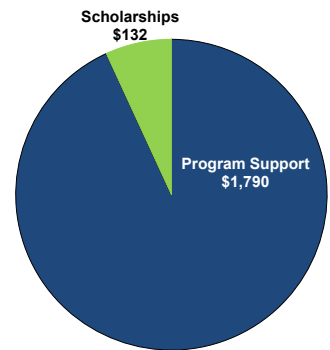
SAS



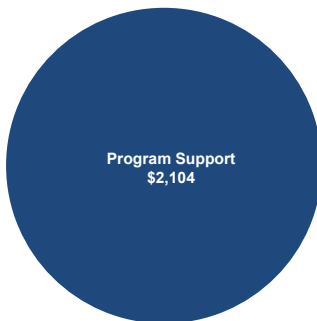
Washburn Women's Alliance (WWA)



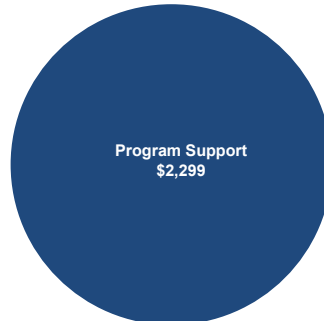
Academics



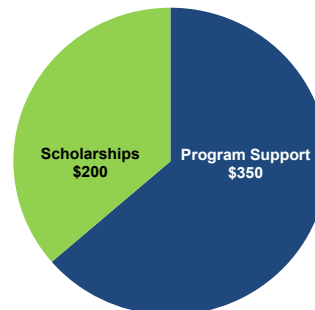
Mulvane



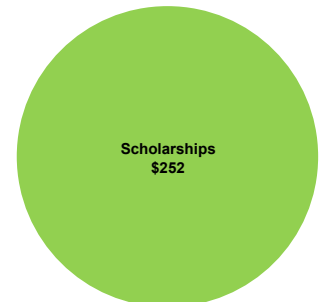
KTWU



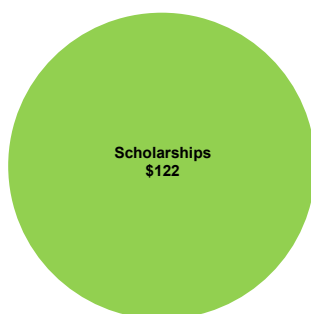
International Programs



Alumni



Leadership



For options to designate your contribution, please refer to the gift designation form available at www.givetowashburn.org/facultystaffcampaign

For questions, please contact:
Julie Olson
Director of Donor Relations
Washburn University Foundation
670-1816
jolson@wufoundation.org



WASHBURN FACULTY/STAFF
Annual Giving Campaign

www.givetowashburn.org/facultystaffcampaign